


Global Keyboard Shortcuts

Show the Menu	ALT + M	Show Storelist	ALT + S
Show History	ALT + H	Show Tab List Low Resolution Mode Below 570 px (default)	ALT + T
Show Bookmarks	ALT + B	Show Universal Search	ALT + \





Universal Search

Tab Will Hide the Menu & Move to Next Focus-Able Element	TAB	Clear Search	CTRL + U
Arrow Keys Move Up/Down list Left/Right to Select Sections		Hide Menu	ESC

Batch List Search

Triggers Search	ESC	Clear Search	CTRL + U
Clears the Search If no value-keeps the focus If value-removes the focus	ESC	Wildcard Character This will allow you to perform advanced searches with using the % Example: Red%Shirt will return results for Red Shirt as well as Red Large Shirt	%

Batch List Generic

If the List supports edit mode and you click Enter, the focus rows (or selected rows if there is more than one record selected) will enter inline edit mode	ENTER
If the list is in a particular mode (edit, add, display order, etc), clicking Enter will trigger the "Save" for that mode. If nothing is supported, Enter toggles the selected state of the focus row.	ENTER
The up/down arrow keys will move focus to the next record (if a record is selected, that record will no longer be selected and the next record in the list will get the selected state)	
Space Bar Toggles the selected state of the focus row	SPACE
After your first record is selected Page Up/Page Down keys shift the page up/down one full page	PAGE + 
After your first record is selected, the left/right arrow keys will scroll the list left/right if any part of the list is off screen horizontally	
Control-A is select all	CTRL + A
Will continue to select as it moves through the list	SHIFT + 
Will open "Find in list"	CTRL + F
If the list supports inline add, any of the "Plus" buttons (or the Insert key) will enter inline add mode	INSERT OR +
If in Delete mode, clicking the Delete button will trigger delete	DELETE